



The Style Radiator offers a modern, sleek design and excellent value while still providing exceptional BTU output. The Style Radiator range is now available in four popular heights and a wide selection of lengths in both the single or double panel. Finished in a powder coated white the radiator comes with hardware pack and wall brackets. Valves sold separately. Ten year warranty on all horizontal Style Radiators.

Model for illustration purposes only. Valves sold separately.

See page 16 for the Style Vertical Radiator, now available in a 12" width.

Assembly required. Please allow 10 to 14 days for delivery. All Style Radiator orders are subject to **AN AUTOMATIC 25% RESTOCKING FEE AND A 50% RESTOCKING FEE AFTER 30 DAYS.**

10 Stelrad S1 and S2 Style Radiator Sizes and Technical Data

PART # (Inches)	HEIGHT (mm)	LENGTH (mm)	OUTPUT btu/hr 100 °F AWT	OUTPUT btu/hr 120 °F AWT	OUTPUT btu/hr 140 °F AWT	OUTPUT btu/hr 160 °F AWT	WEIGHT (Lbs)	Rough-In from finished wall	Rough-In distance apart centre to centre**
S1 12 20	300	500	219	359	554	768	13	2 1/8" or 2 5/8"	23 3/4"
S1 12 40	300	1000	438	717	1107	1535	27	2 1/8" or 2 5/8"	43 1/4"
S1 12 60	300	1500	700	1145	1766	2450	40	2 1/8" or 2 5/8"	63"
S1 12 80	300	2000	877	1435	2214	3071	52	2 1/8" or 2 5/8"	82 5/8"
S1 18 20	450	500	324	530	818	1135	19	2 1/8" or 2 5/8"	23 3/4"
S1 18 24	450	600	389	636	982	1362	24	2 1/8" or 2 5/8"	27 1/2"
S1 18 32	450	800	519	849	1309	1816	32	2 1/8" or 2 5/8"	35 1/2"
S1 18 36	450	900	583	955	1473	2043	37	2 1/8" or 2 5/8"	39 3/8"
S1 18 44	450	1100	713	1166	1800	2496	45	2 1/8" or 2 5/8"	47 1/4"
S1 18 48	450	1200	777	1272	1963	2723	49	2 1/8" or 2 5/8"	51 1/4"
S1 18 64	450	1600	1037	1697	2618	3631	66	2 1/8" or 2 5/8"	67"
S1 18 72	450	1800	1166	1909	2945	4085	73	2 1/8" or 2 5/8"	74 3/4"
S1 24 20	600	500	420	687	1061	1471	28	2 1/8" or 2 5/8"	23 3/4"
S1 24 24	600	600	504	825	1273	1765	33	2 1/8" or 2 5/8"	27 1/2"
S1 24 32	600	800	672	1100	1697	2354	44	2 1/8" or 2 5/8"	35 1/2"
S1 24 36	600	900	756	1237	1908	2647	50	2 1/8" or 2 5/8"	39 3/8"
S1 24 44	600	1100	924	1512	2333	3236	61	2 1/8" or 2 5/8"	47 1/4"
S1 24 48	600	1200	1008	1650	2546	3531	66	2 1/8" or 2 5/8"	51 1/4"
S1 24 64	600	1600	1344	2200	3394	4708	88	2 1/8" or 2 5/8"	67"
S1 24 72	600	1800	1512	2475	3818	5296	100	2 1/8" or 2 5/8"	74 3/4"
S2 08 20	200	500	372	608	948	1304	17	3" or 3 3/4"	23 3/4"
S2 08 40	200	1000	744	1217	1896	2609	31	3" or 3 3/4"	43 1/4"
S2 08 60	200	1500	1115	1825	2844	3913	44	3" or 3 3/4"	63"
S2 08 80	200	2000	1487	2433	3792	5216	56	3" or 3 3/4"	82 5/8"
S2 12 20	300	500	421	689	1063	1474	27	3" or 3 1/2"	23 3/4"
S2 12 40	300	1000	842	1378	2126	2949	43	3" or 3 1/2"	43 1/4"
S2 12 60	300	1500	1263	2066	3188	4422	64	3" or 3 1/2"	63"
S2 12 80	300	2000	1684	2755	4251	5896	85	3" or 3 1/2"	82 5/8"
S2 18 20	450	500	588	962	1484	2058	32	3" or 3 1/2"	23 3/4"
S2 18 24	450	600	705	1154	1781	2470	39	3" or 3 1/2"	27 1/2"
S2 18 32	450	800	940	1538	2374	3292	52	3" or 3 1/2"	35 1/2"
S2 18 36	450	900	1058	1731	2671	3704	59	3" or 3 1/2"	39 3/8"
S2 18 44	450	1100	1293	2116	3265	4528	73	3" or 3 1/2"	47 1/4"
S2 18 48	450	1200	1410	2308	3561	4939	79	3" or 3 1/2"	51 1/4"
S2 18 64	450	1600	1881	3078	4749	6586	106	3" or 3 1/2"	67"
S2 18 72	450	1800	2116	3462	5342	7409	119	3" or 3 1/2"	74 3/4"
S2 24 20	600	500	743	1215	1875	2600	45	3" or 3 1/2"	23 3/4"
S2 24 24	600	600	891	1458	2250	3120	53	3" or 3 1/2"	27 1/2"
S2 24 32	600	800	1188	1944	2999	4160	71	3" or 3 1/2"	35 1/2"
S2 24 36	600	900	1337	2187	3374	4680	80	3" or 3 1/2"	39 3/8"
S2 24 44	600	1100	1634	2673	4124	5720	98	3" or 3 1/2"	47 1/4"
S2 24 48	600	1200	1782	2916	4499	6240	106	3" or 3 1/2"	51 1/4"
S2 24 64	600	1600	2376	3888	5999	8320	142	3" or 3 1/2"	67"
S2 24 72	600	1800	2673	4374	6749	9360	161	3" or 3 1/2"	74 3/4"

S1-08 models are discontinued.

**Rough in measurements based on using Herz minisets (VA-1773484C, VA-1773485P), V-CROSSH16C or P, V-CHROMELSC or P and V-CHROMETRVSETC or P.

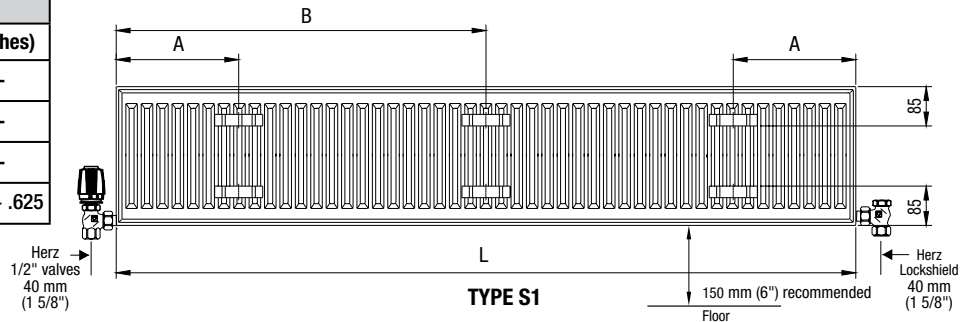
- Deduct 1/2" total if using Herz valve sets, items: 3, 7, 8, 9, 10, 11, 12 or items 26, 31 and 36 used as a pair.
- WE RECOMMEND USING OUR RADIATOR VALVES OR CONNECTORS TO ALL OUR RADIATORS AND TOWEL WARMERS. ALL STELRAD RADIATORS AND TOWEL WARMERS HAVE A BSP THREAD AND NOT NPT.
- Floor brackets not available for S1 and S2 units

Stelrad Style S1 and S2 Rough-In and Technical Data

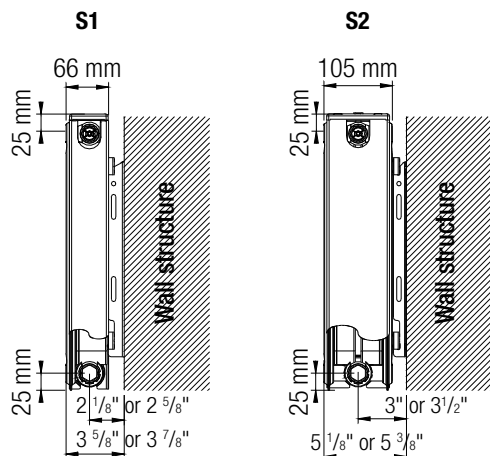
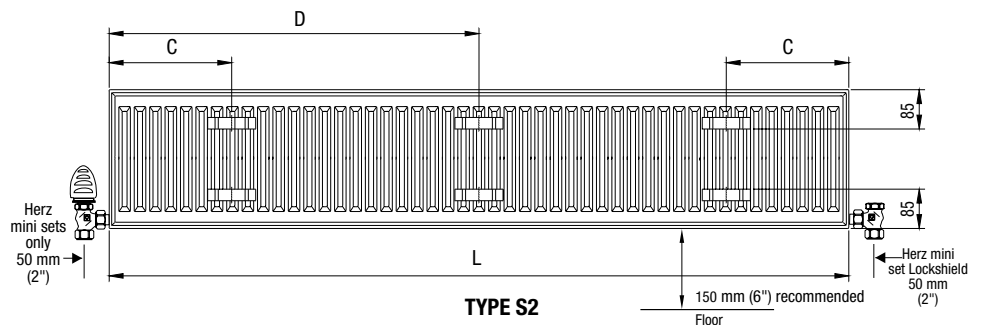
STYLE COMPACT LUG POSITIONS

L	S1			
	A		B	
	(mm)	(Inches)	(mm)	(Inches)
400	117	4.625	-	-
500 - 1100	150	6	-	-
1200 - 1600	150	6	-	-
1800 - 2000	150	6	L/2 + 17	L/2 + .625

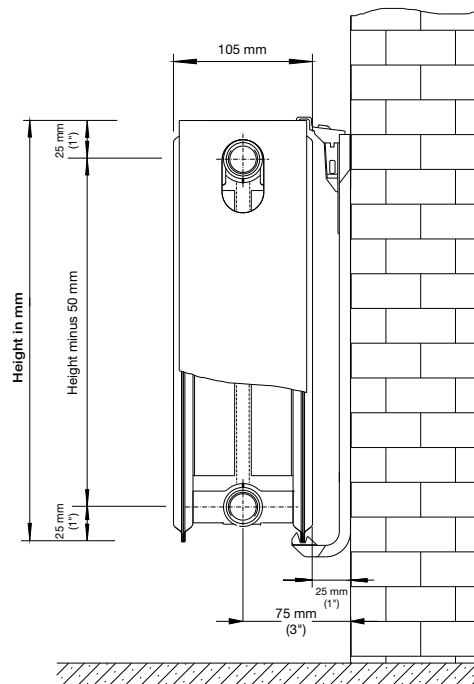
- 2 brackets for radiators 16" (400 mm) - 64" (1600 mm) long
- 3 brackets for radiators 72" (1800 mm) - 80" (2000 mm) long
- Please refer to page 10 for specific unit rough ins



L	S2		
	C		D
	(mm)	(Inches)	
400	133	5.25	-
500 - 1100	133	5.25	-
1200 - 1600	133	5.25	-
1800 - 2000	133	5.25	(L/2)



With L Bracket



With J Bracket (S2 model only)